

Photos used in the essay



Photo 1: This picture shows the so called “Studentenstein” (in English “Student-Stone”) as it exists today. It is a cube made of granite with bronze reliefs attached to it. The reliefs are rectangular in shape and attached to all the cubes sides with the exception of the top and bottom. One of the reliefs has the words “The German student body in memory of the death - the sacrifice - the example” inscribed on it (in German of course).



Photo 2: This picture shows the “Studentenstein” in its original form. The Student-Stone before 1957 was the same granite cube, but it stood atop four smaller granite cuboids and had a pyramid roof adorned with a golden eagle. There are no bronze reliefs yet, but a carving of hands in a semicircle reaching for a sword can be seen. The picture shows the unveiling ceremony for the Student-Stone in 1927. There are at least four soldiers near the Student-Stone. Some are holding flags. Further back to the right there is a military band playing and to the left there are civilians.



Photo 3: This picture shows the so called “Kriegerdenkmal” (in English “Warrior-Memorial”). It is a collection of seven larger than life statues of soldiers. Six are carrying their fallen comrade. None of the soldiers are carrying weapons with the exception of the fallen comrade whose Kar98 lies beside him. They are dressed in what resembles imperial German Infantry uniforms. In this case Steelhelmet M16, Boots and a coat. The statues are made of Shell-bearing limestone and are surrounded by a large exedra that holds panels with the names of the cities fallen sons.



Photo 4: This picture shows the Warrior-Memorial on the Volkstrauertag (in English “Peoples day of Mourning”). There are flower bouquets and wreaths next to the Memorial and four soldiers with torches standing guard. Civilians, military personnel, the fire brigade and other organizations are present. A Bavarian flag can be seen on the right side of the picture.




Photo 5: This picture shows a concept of the new WWI memorial that replaced Pershing Park from a bird's eye view. In the middle there is a basin with the bronze relief on its northern side. To the right there is the old statue of General Pershing that was integrated into the new Memorial.



Photo 6: This picture shows the National WWI museum and memorial in Kansas city. In the middle of the picture there is the Liberty Memorial Tower standing at a proud 270 feet. Built on the Towers western side there is the Exhibit Hall and on the eastern side the Memory Hall can be seen. In the back the city of Kansas can be seen.

Further photos of the memorials

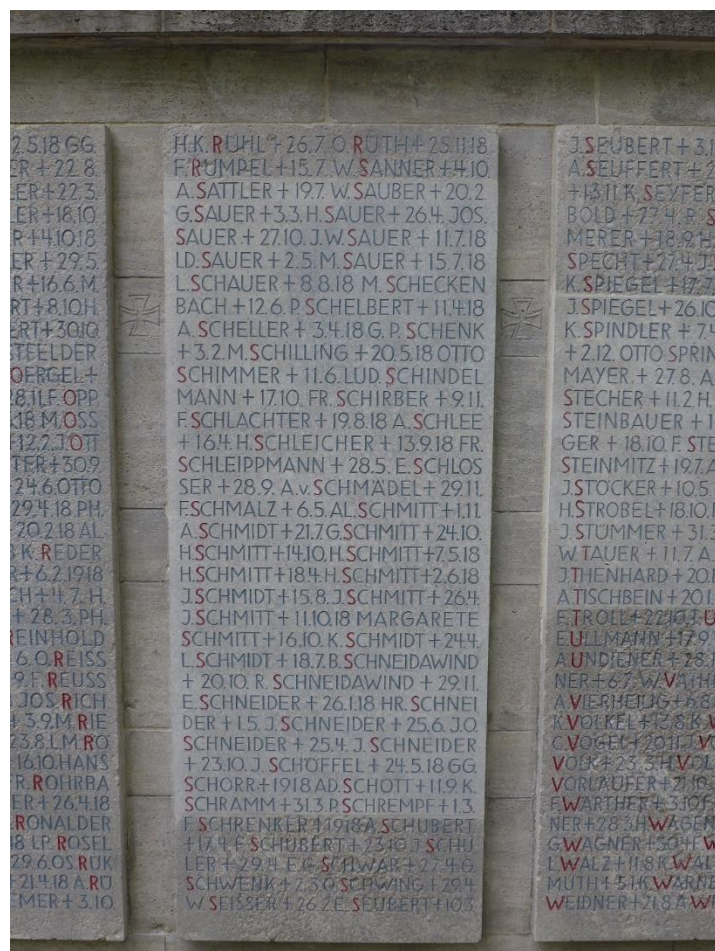
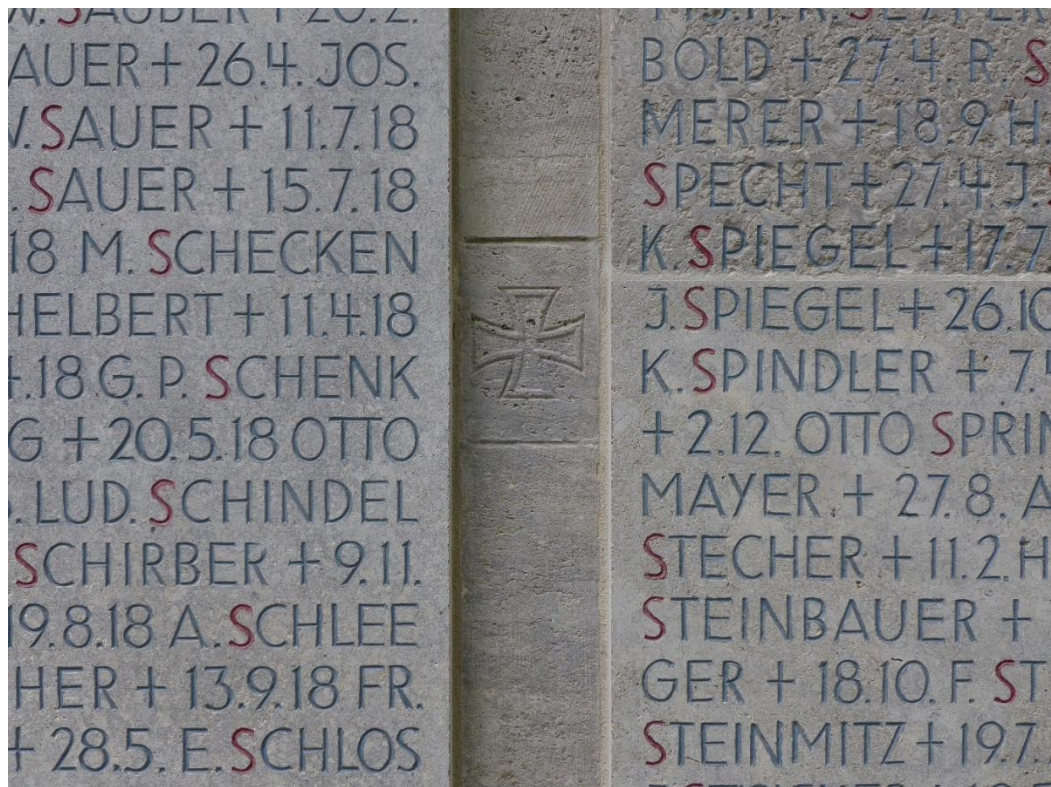






























1. Photo

© Raphael Spatz

2. Photo

<https://schreibdasauf.info/wp-content/uploads/2020/01/Studentenstein-Enth%C3%BCllung-im-Juli-1927-1024x775.jpg> (24.07.21)

3. Photo

© Raphael Spatz

4. Photo

The Kriegerdenkmal on the Volkstrauertag. https://wuerzburgwiki.de/w/images/4/47/Kriegerdenkmal_Volkstrauertag.jpg (24.07.21)

5. Photo

The new World War I Memorial replaces Pershing Park. Courtesy GWWO Architects: https://ggwash.org/images/made/images/posts/_resized/header_800_533_90.jpg (31.07.21)

6. Photo

The National WWI Museum and Memorial in Kansas: https://commons.wikimedia.org/wiki/File:National_World_War_I_Museum_and_Memorial_aerial.jpg (31.07.21)

Futher photos of the memorials

© Raphael Spatz