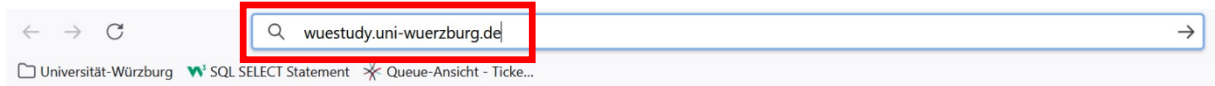


Applicants and Disenrolled Students: Log in to the WueStudy Portal

- 1) This video tutorial will show you how to log in to the WueStudy portal as an applicant or disenrolled student and what to do when you are having problems logging in.

To go to the WueStudy portal, type the URL
'wuestudy.uni-wuerzburg.de'
into the address bar of your browser.



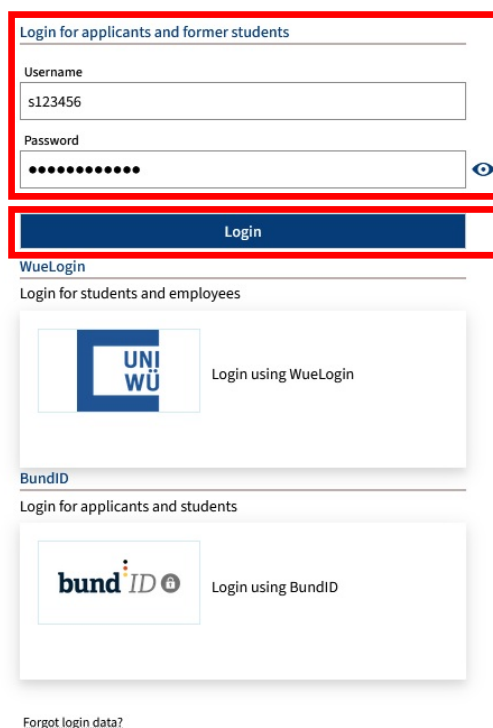
- 2) To be able to use the WueStudy portal as an applicant, you will first have to register to it and will then have to log in.
If you are a disenrolled student, please use your existing user account.

Go to the WueStudy portal page and click 'To login' in the top right-hand corner.

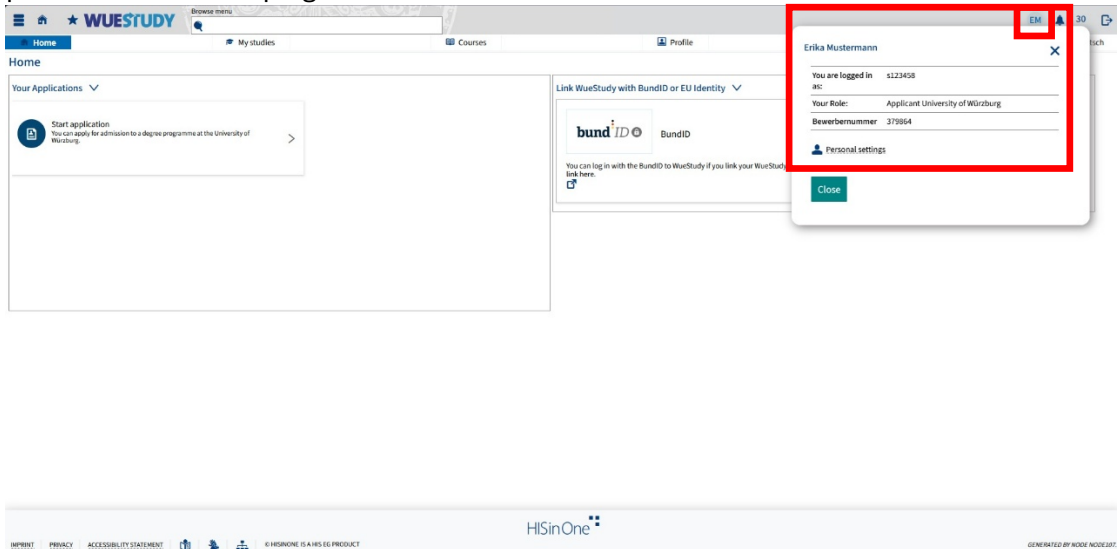


- 3) To log in, enter your user name you have been sent and the password you have set in the two boxes.
Your username starts with a lowercase letter 's', followed by six digits.
Click 'Login'.

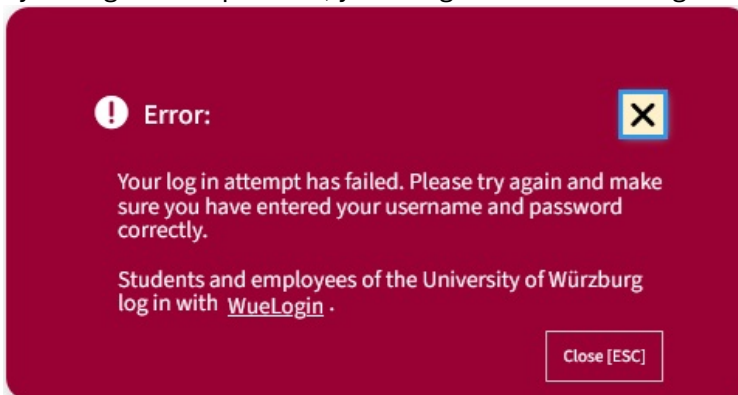
Login

A screenshot of the WueStudy login page. The main login form is highlighted with a red rectangular box. It contains a title 'Login for applicants and former students', a 'Username' field with the value 's123456', and a 'Password' field with masked characters and a visibility toggle icon. Below the form is a blue 'Login' button, also highlighted with a red box. Underneath, there are two alternative login options: 'WueLogin' for students and employees, and 'BundID' for applicants and students. At the bottom, there is a link for 'Forgot login data?'.

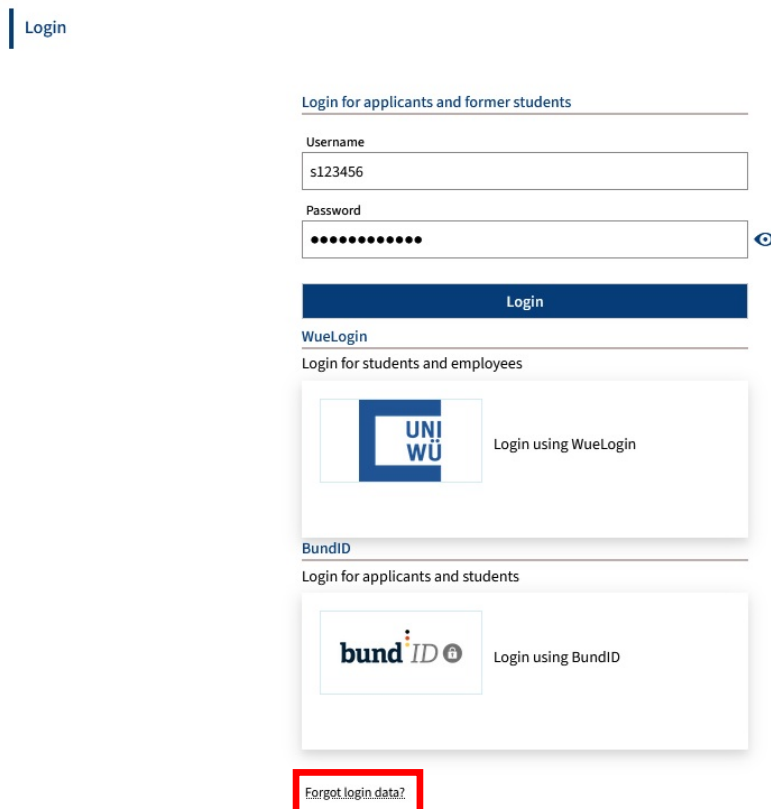
Upon successful login, you will be taken to this page. To view your user details, click the person icon in the top right-hand corner.



4) If your login attempt failed, you will get an error message.



Make sure you entered your user name and password correctly. You may have CAPS LOCK on or may have made a typo. If this is not the cause of the problem, click 'Forgot login data?'.



- a) If you lost your user name, click 'Forgot user name for JMU account' and then 'username sent'.

Portal JMU-Account Application

Here you will find information about creating the JMU account and various problems. Only with your JMU account you can apply or enroll in a degree program. Only with a fully activated JMU account you can use WLAN, WueCampus, VPN, the e-mail service and other services.

Show all / Hide all

▶ Apply for a JMU account for application and enrollment as a student

▶ Forgot password for JMU account

▼ **Forgot user name for JMU account**

Get your [🔗](#)

[🔗 username sent](#)

In special cases, you will not receive any response from us for privacy reasons. Do not hesitate to contact the [WueStudy help desk](#). If possible, send us your username, your application number or matriculation number.

▶ Notice for the receipt of our e-mails, especially for GMX and web.de e-mail addresses

Enter your personal email address, your date of birth and the answer to the CAPTCHA question. Then click 'Request user name'.

Your login data for WueStudy

Dear user
Do you want to change your password or have you forgotten it? Follow the instructions at <https://go.uni.wue.de/password>.
Have you forgotten your username? Follow the instructions below.

Request your username for your account

* Email address	<input type="text" value="erikam@gmail.com"/>
* Date of birth	<input type="text" value="01/01/2000"/> <input type="button" value="12"/>

Security question

In order to ensure that the request was made by a person and not by a spam machine, please enter the letters or numbers from the query below in the answer field.

Security question / CAPTCHA	<input type="text" value="Count the letters in: IDEAL"/>	<input type="button" value="↺"/>
* Response to the security question	<input type="text" value="5"/>	<input type="button" value="ⓘ"/>

You will receive a 5-digit security code. Please ignore this code. An email with instructions on how to proceed will be sent to the email address you provided.

Benutzername für Ihren Account anfordern

⚠ Bitte notieren Sie sich den Sicherheitscode. Sie benötigen ihn unter Umständen im weiteren Verlauf, um Ihren Benutzernamen abfragen zu können.

Ihr Sicherheitscode

Sicherheitscode: 12345

ⓘ Sie erhalten eine E-Mail, in der Ihnen die weiteren Schritte erläutert werden. Bitte wenden Sie sich an den WueStudy-Support, wenn Sie innerhalb von einer Stunde keine E-Mail erhalten haben.

- b) If you lost your password, click 'Forgot password for JMU account' and then 'password', click 'Password reset'.

UNIVERSITY OF WÜRZBURG

🏠 > STUDYING AT JMU > ONLINE-SERVICE > PORTAL JMU-ACCOUNT APPLICATION

Portal JMU-Account Application

Here you will find information about creating the JMU account and various problems. Only with your JMU account you can apply or enroll in a degree program. Only with a fully activated JMU account you can use WLAN, WueCampus, VPN, the e-mail service and other services.

Show all / Hide all

▶ Apply for a JMU account for application and enrollment as a student

▼ Forgot password for JMU account

Reset your [password](#)

▶ Forgot user name for JMU account

▶ Notice for the receipt of our e-mails, especially for GMX and web.de e-mail addresses

INFORMATION TECHNOLOGY CENTRE

🏠 > INFORMATION TECHNOLOGY CENTRE > SERVICES > JMU ACCOUNT > PASSWORD

Password

Change personal password

You can change your **personal** password via the [user portal](#).

Forgotten your personal password?

You can set a new password **online** via **Password Reset**. Details on the **Reset password** website.

▶ Password reset

Note for employees, lecturers and guests: You can only use Password Reset if you have previously entered an **alternative e-mail address** in the user portal. Information under **Applications for IT services**. No access to password reset? Please contact IT support.

Change password function account

You can also change passwords for function accounts in our [User Portal](#). Log in with the function account.

Alternatively, the administrator of the function account can log in to [User Portal](#) with his personal JMU account and set a new password via My function accounts - View.

Enter your user name/user identifier and your date of birth, then click 'Submit'. An email with instructions on how to proceed will then be sent to your personal email address.

Password Reset

You can reset your password here. Please enter your user identifier or university e-mail address and birthday. An email with further instructions will be sent to your private (external) e-mail address.

Further information can be found at our [help page](#) for password resets.

If the reset link in the e-mail sent by this form does not work, you can redeem the PIN manually [here](#).

🔒 Password Reset

User Identifier or University E-Mail Address

s123456

Birthday

Jan

1

2000

Submit